



PUSTUN

PT 150-12 12V150Ah

Agm Battery Series

GENERAL FEATURE

- Absorbent Glass Mat (AGM) technology for efficient gas recombination of up to 99% and freedom from electrolyte maintenance or water adding.
- Not restricted for air transport-complies with IATA/ICAO Special Provision A67.
- UL-recognized component.
- Can be mounted in any orientation.
- Computer designed lead, calcium tin alloy grid for high power density.
- Long service life, float or cyclic applications.
- Maintenance-free operation.
- Low self discharge.

QR CODE :

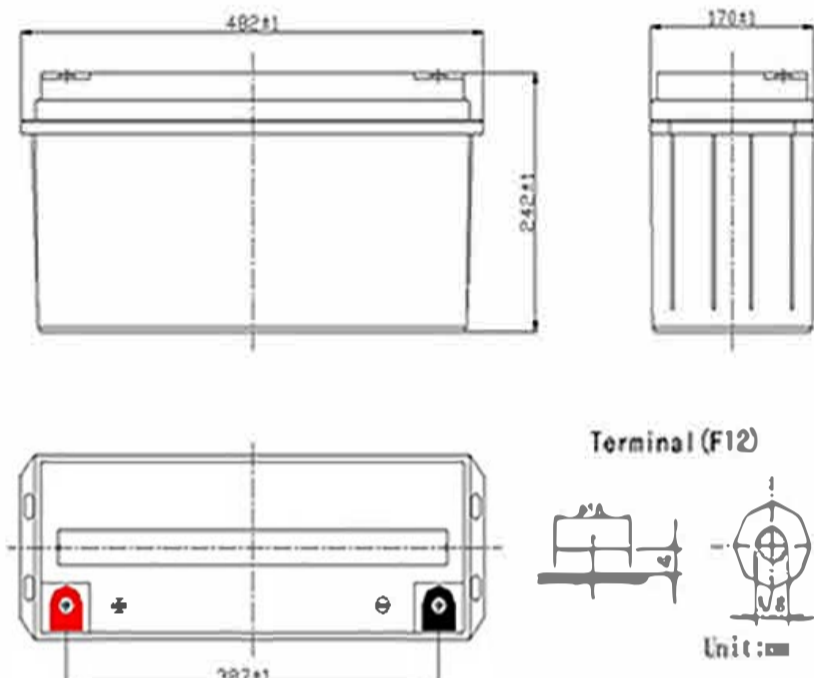
Find more new coming product what you need, info@store-ace.com.



PUSTUN New Products

SPECIFICATION

- Nominal voltage 12V
- Number of cell 6
- Length(mm/inch) 485/19.1
- Width(mm/inch) 172/6.77
- Height(mm/inch) 240/9.45
- Total Height(mm/inch) 240/9.45
- Approx. Weight(kg/lbs) 39/86



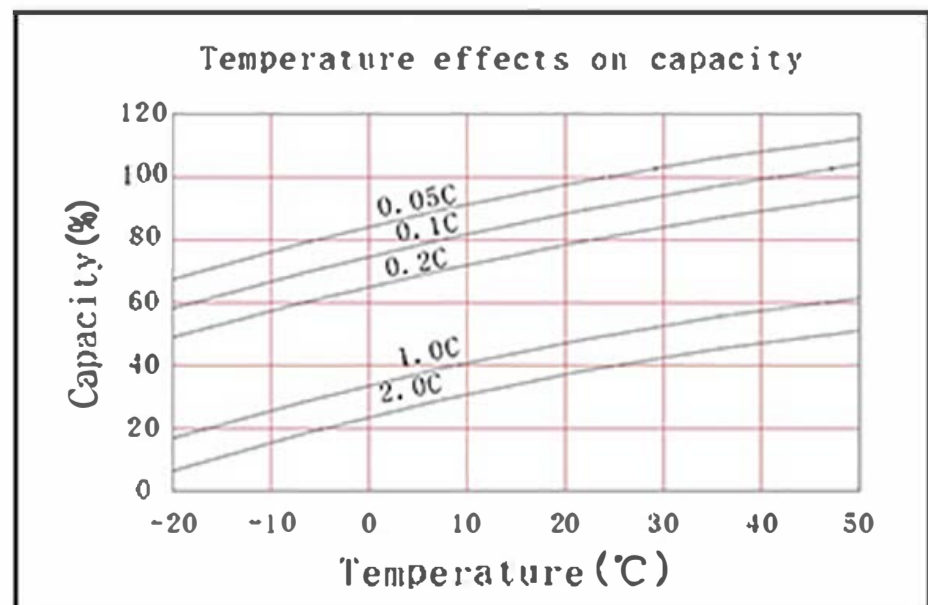
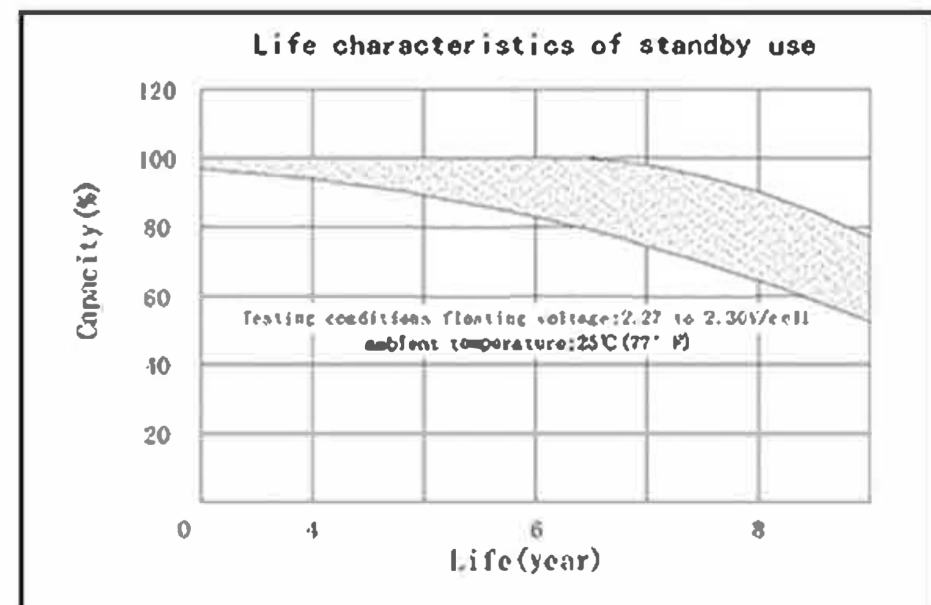
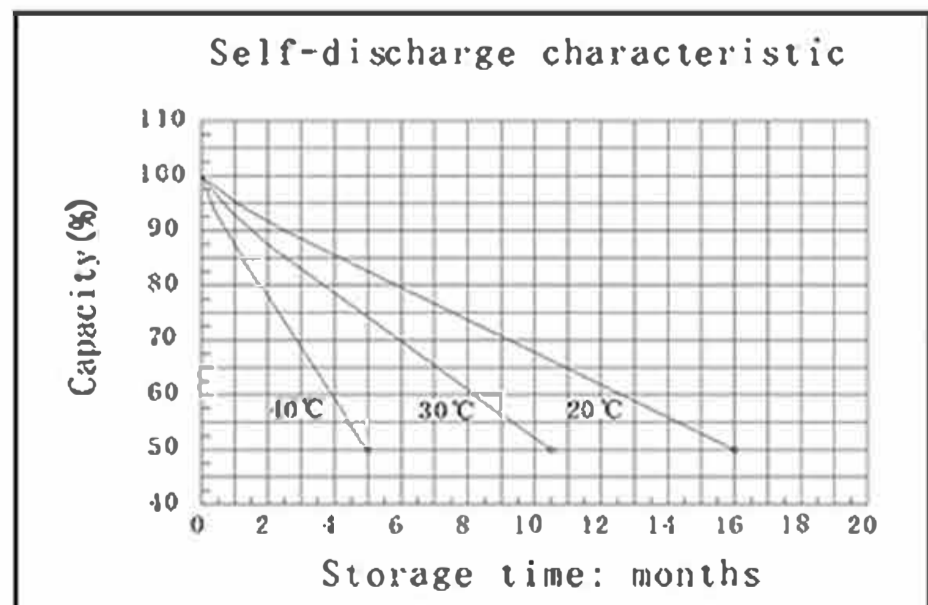
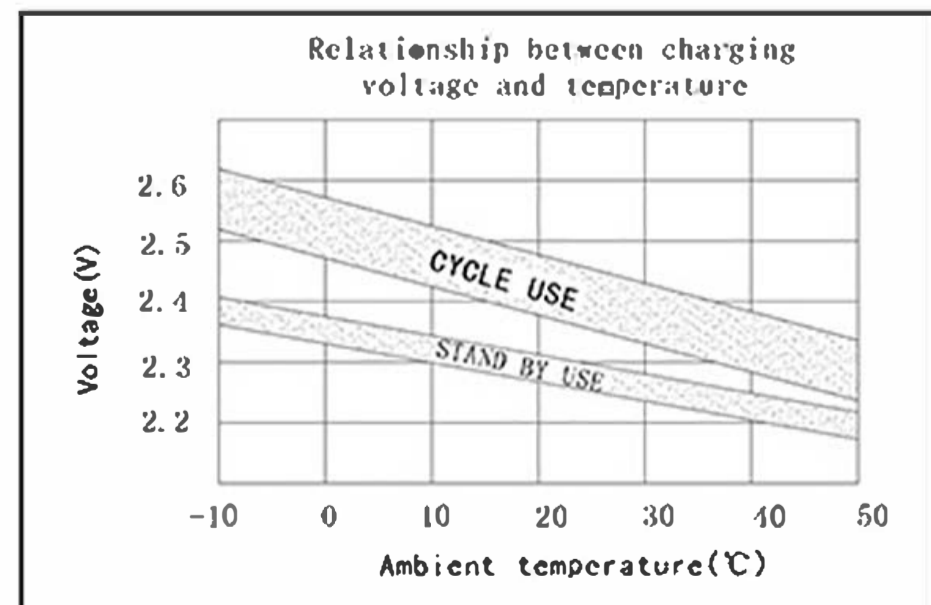
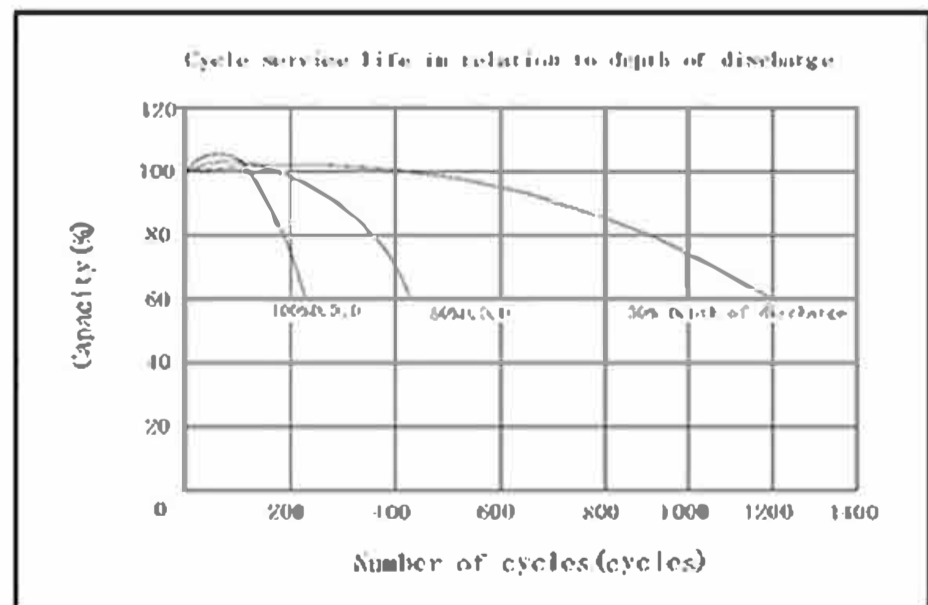
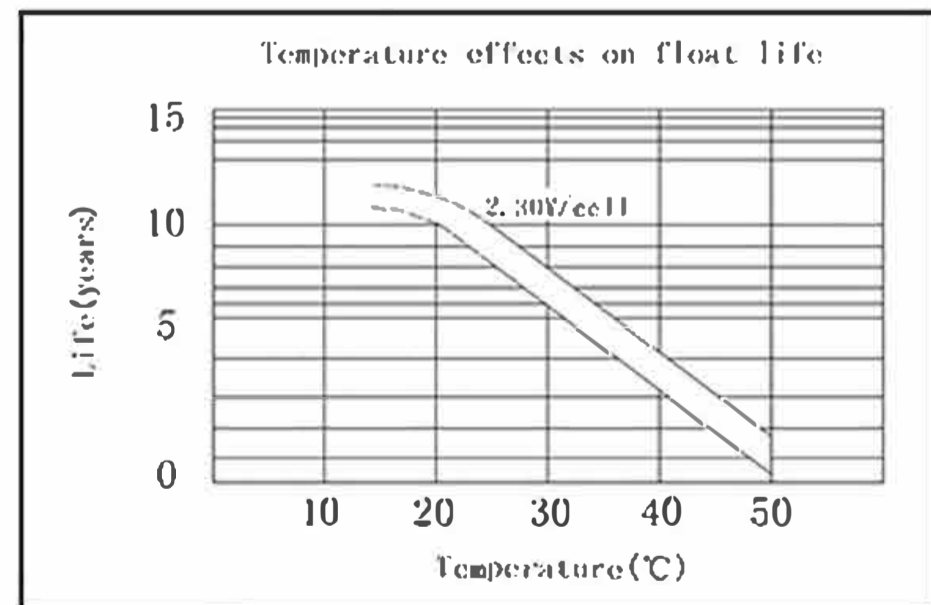
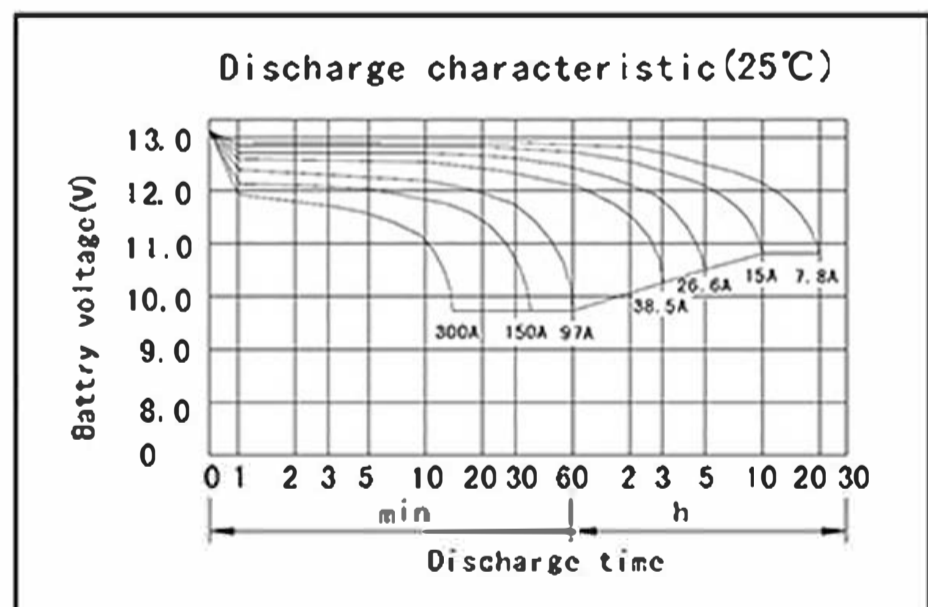
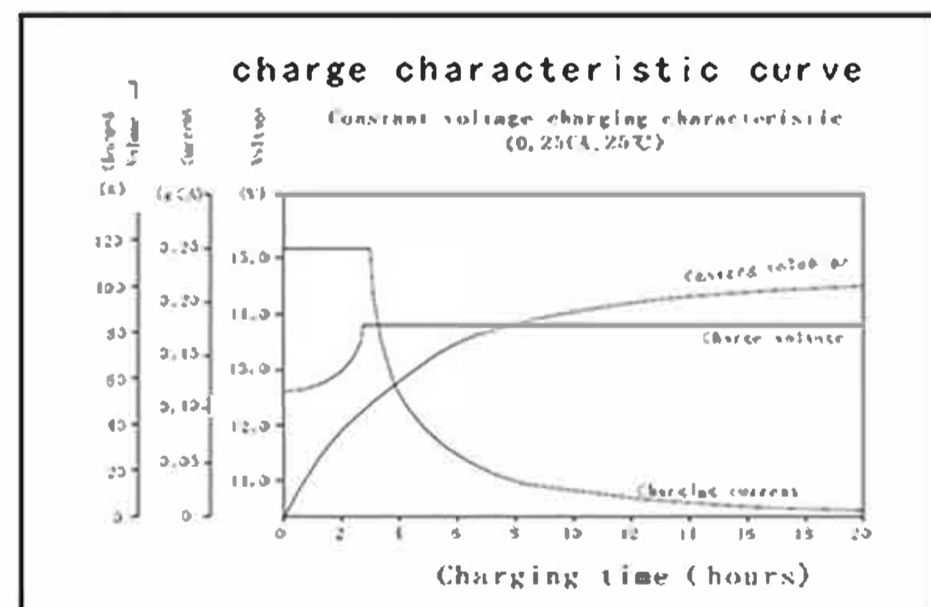
MATERIAL

Component	Positive plate	Negative plate	Container	Cover	Safety valve	Terminal	Separator	Electrolyte
Raw material	Lead dioxide	Lead	ABS	ABS	Rubber	Copper	Fiberglass	Sulfuric acid

CONFIGURATION

Capacity 77°F(25°C)	20 hours rate(7.8A 10.8V)	156Ah
	10 hours rate(15A 10.8V)	150Ah
	5 hours rate(26.8A 10.5V)	134Ah
	1 hour rate(106A 9.6V)	106Ah
Internal Resistance	Full charged battery 77°F(25°C):3.8mΩ	
Capacity affected by Temperature (10 hour rate)	104°F(40°C)	102%
	77°F(25°C)	100%
	32°F(10°C)	85%
	5°F(-15°C)	65%
Self-Discharge 68°F(20°C)	Capacity after 3 month storage	90%
	Capacity after 6 month storage	80%
	Capacity after 12 month storage	60%
Charge (Constant Voltage)	Max discharge current77°F(25°C):900A(5S)	
	Float:13.6 to 13.8V/77°F(25°C)	
	Cycle:14.4 to 14.7V/77°F(25°C)	
	Max Current:37.5A	

PERFORMANCE REPORT



End Point Volt/Cell	5min	10min	15min	30min	1h	3h	5h	10h	20h
1.60V	365	305	193	106	42.8	28.5	15.5	8	
1.65V	353	295	187	104	42.1	28	15.4	8	
1.70V	340	284	180	101.5	41.3	27.4	15.3	7.95	
1.75V	325	272	173	99	40.5	26.8	15.2	7.9	
1.80V	305	259	165	96	39.5	26.1	15	7.8	

(Note)The above characteristics data are average values obtained Within three charge/discharge cycles not the minimum values.

End Point Volt/Cell	5min	10min	15min	30min	45min	1h	2h	3h	5h
1.60V	620	515	340	250	202	117	85	56	
1.65V	598	499	329	242	197.5	114.2	82.9	54.6	
1.70V	574	482	317	233	192.5	111.1	80.7	53.1	
1.75V	548	464	305	224	187	107.8	78.4	51.5	
1.80V	519	444	292	214	181	104.3	75.9	49.8	

(Note)The above characteristics data are average values obtained Within three charge/discharge cycles not the minimum values.