



PUSTUN

PT100-12 12V100Ah

Agm Battery Series

GENERAL FEATURE

- Absorbent Glass Mat(AGM) technology for efficient gas recombination of up to 99% and freedom from electrolyte maintenance or water adding.
- Not restricted for air transport-complies with IATA/ICAO Special Provision A67.
- UL-recognized component.
- Can be mounted in any orientation.
- Computer designed lead, calcium tin alloy grid for high power density.
- Long service life, float or cyclic applications.
- Maintenance-free operation.
- Low self discharge.

QR CODE :

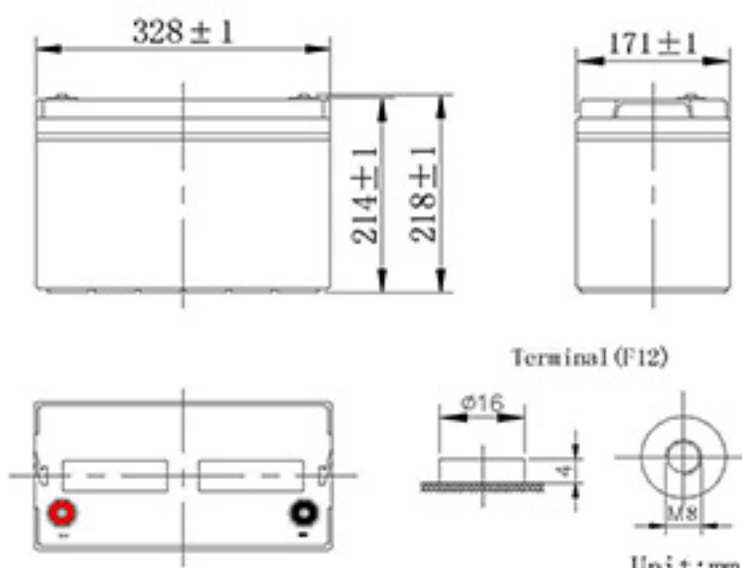
Find more new coming product what you need, info@store-ace.com.



PUSTUN New Products

SPECIFICATION

- Nominal voltage 12V
- Number of cell 6
- Length(mm/inch) 330/13.0
- Width(mm/inch) 171/6.74
- Height(mm/inch) 214/8.43
- Total Height(mm/inch) 220/8.66
- Approx.Weight(kg/lbs) 30.5/67.2



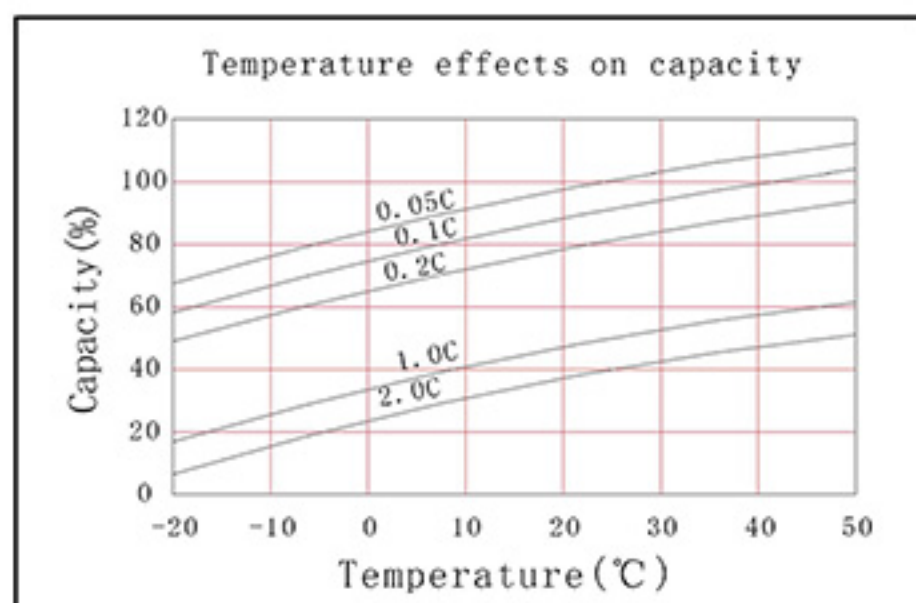
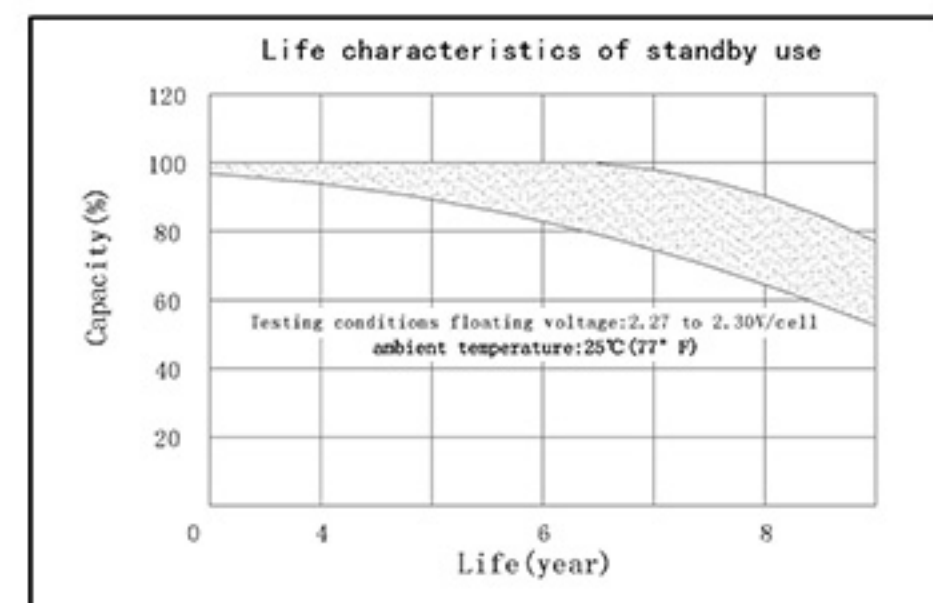
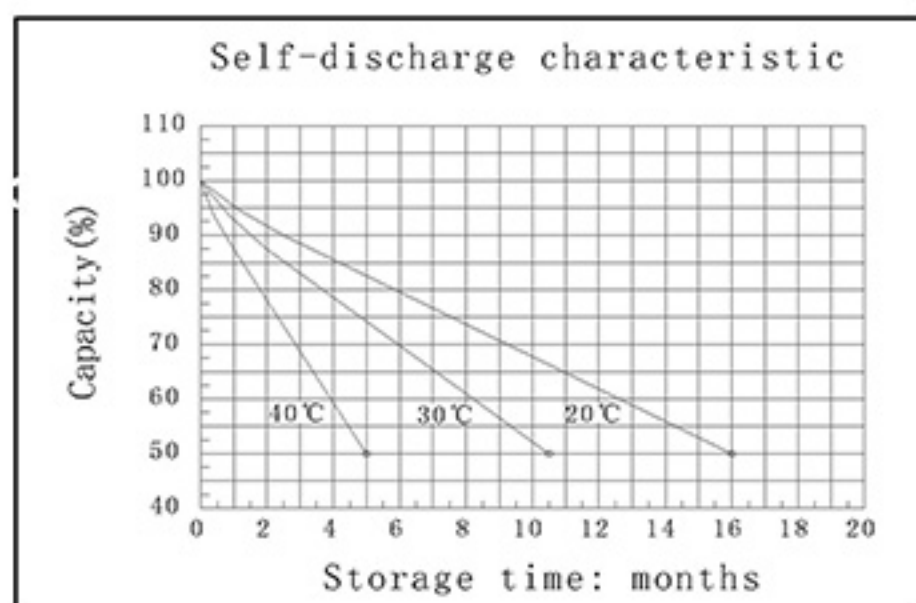
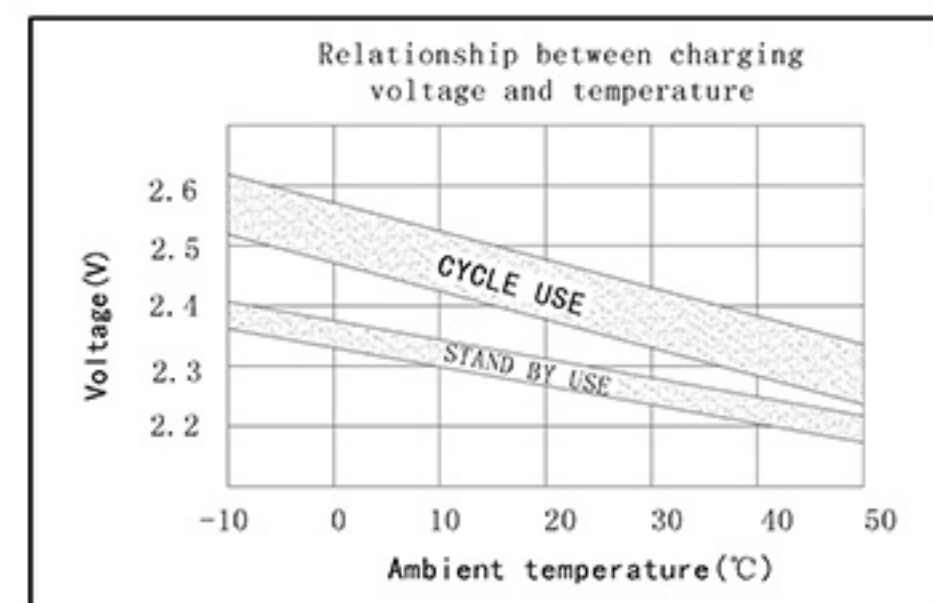
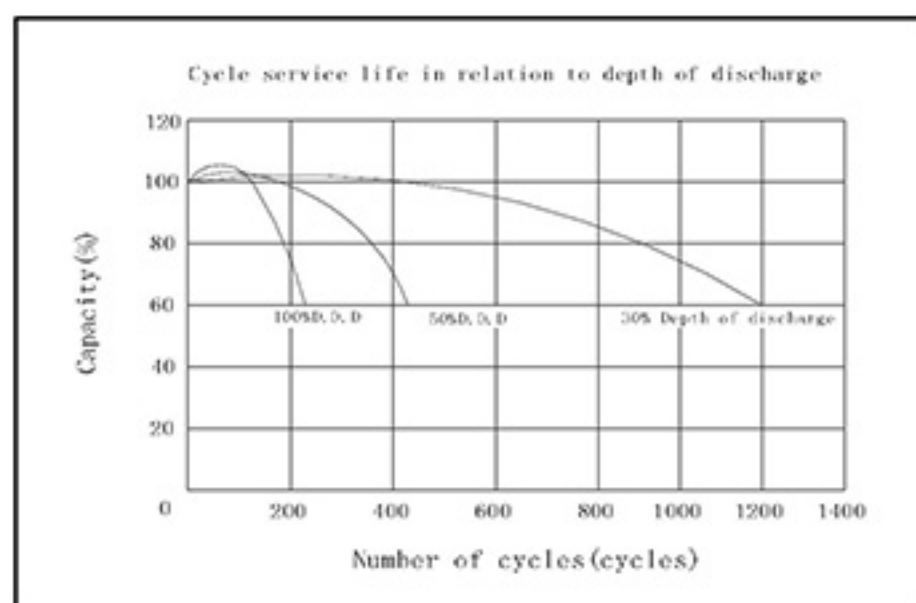
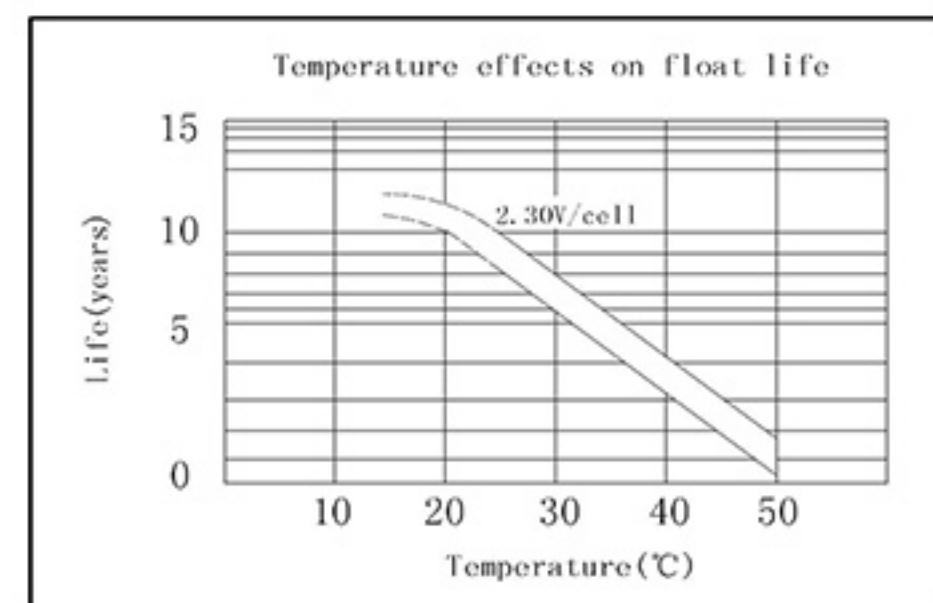
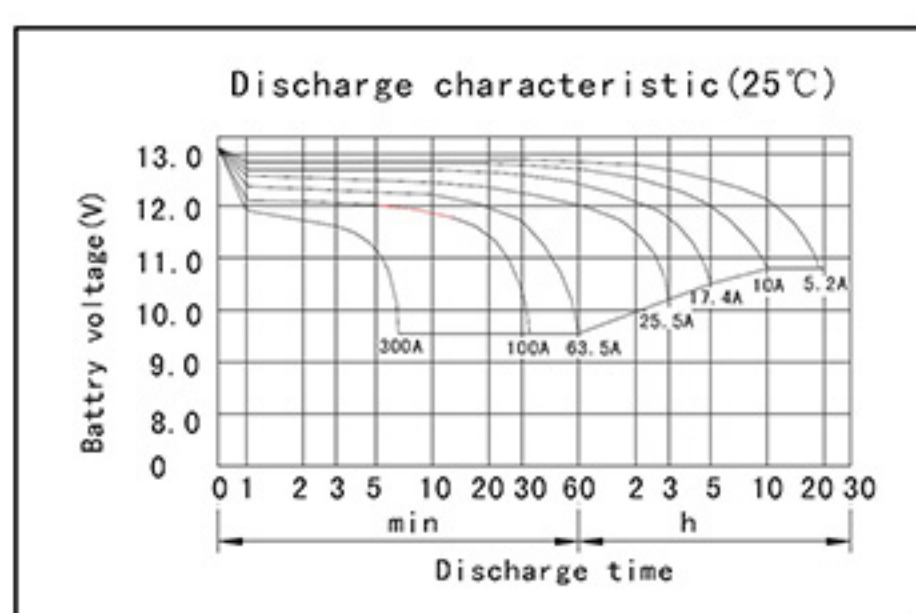
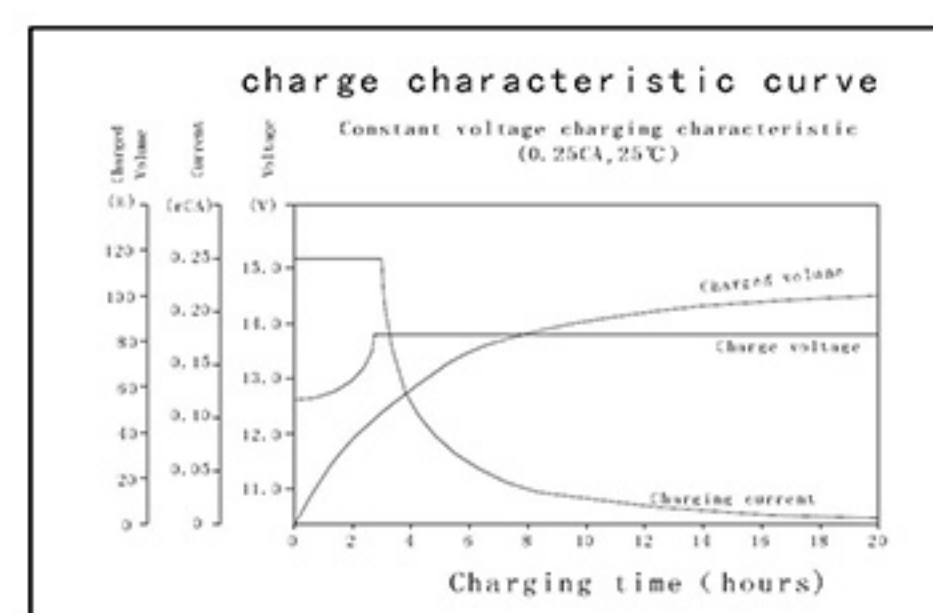
MATERIAL

Component	Positive plate	Negative plate	Container	Cover	Safety valve	Terminal	Separator	Electrolyte
Raw material	Lead dioxide	Lead	ABS	ABS	Rubber	Copper	Fiberglass	Sulfuric acid

CONFIGURATION

Capacity 77°F(25°C)	20 hours rate(5.2A 10.8V)	104Ah
	10 hours rate(10A 10.8V)	100Ah
	5 hours rate(18.3A 10.5V)	91.5Ah
	1 hour rate(75A 9.6V)	75Ah
Internal Resistance	Full charged battery 77°F(25°C):4.5mΩ	
Capacity affected by Temperature (10 hour rate)	104°F(40°C)	102%
	77°F(25°C)	100%
	32°F(10°C)	85%
	5°F(-15°C)	65%
Self-Discharge 68°F(20°C)	Capacity after 3 month storage	90%
	Capacity after 6 month storage	80%
	Capacity after 12 month storage	60%
Max discharge current77°F(25°C):900A(5S)		
Charge (Constant Voltage)	Float:13.6 to 13.8V/77°F(25°C)	
	Cycle:14.4 to 14.7V/77°F(25°C) Max Current:25A	

PERFORMANCE REPORT



End Point Volt/Cell	5min	10min	15min	30min	1h	3h	5h	10h	20h
1.60V		283	220	125	75	29.1	19.5	10.4	5.45
1.65V		270	210	122	73.5	28.6	19.1	10.4	5.4
1.70V		255	198	118	72	28	18.7	10.3	5.35
1.75V		240	186	114	70.5	27.4	18.3	10.2	5.3
1.80V		223	173	109	68.8	26.8	17.8	10.0	5.2

(Note)The above characteristics data are average values obtained Within three charge/discharge cycles not the minimum values.

End Point Volt/Cell	5min	10min	15min	30min	45min	1h	2h	3h	5h
1.60V		471	385	231	168	128	71	52.3	35.5
1.65V		455	375	223	162	126	69.6	51.4	34.8
1.70V		432	362	215	157	123	68.1	50.5	34.1
1.75V		424	348	207	152	120	66.6	49.6	33.4
1.80V		396	332	197	145	116	64.8	48.5	32.7

(Note)The above characteristics data are average values obtained Within three charge/discharge cycles not the minimum values.