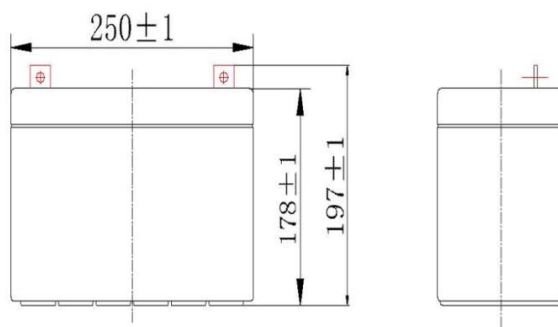


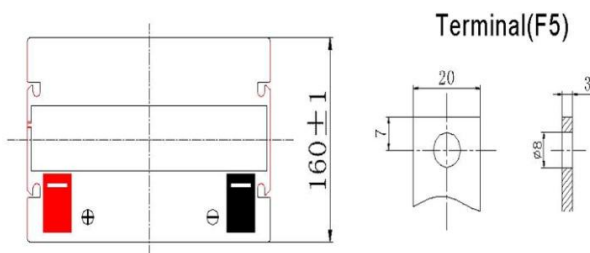
General Feature

- Absorbent Glass Mat(AGM) technology for efficient gas recombination of up to 99% and freedom from electrolyte maintenance or water adding.
- Not restricted for air transport-complies with IATA/ICAO Special Provision A67.
- UL-recognized component.
- Can be mounted in any orientation.
- Computer designed lead, calcium tin alloy grid for high power density.
- Long service life, float or cyclic applications.
- Maintenance-free operation.
- Low self discharge.



SPECIFICATION

Nominal voltage	12V
Number of cell	6
Length(mm/inch)	250/9.84
Width(mm/inch)	160/6.30
Height(mm/inch)	178/7.01
Total Height(mm/inch)	197/7.76
Approx.Weight(kg/lbs)	16.5/36.4

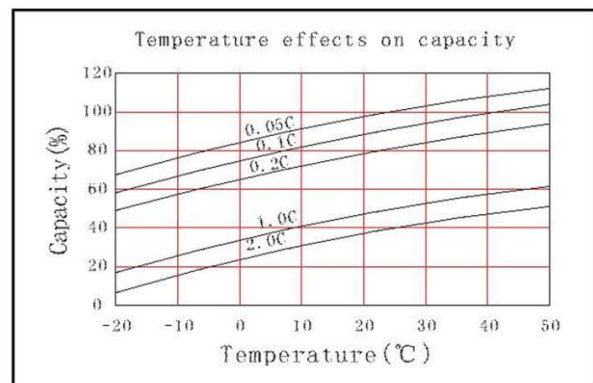
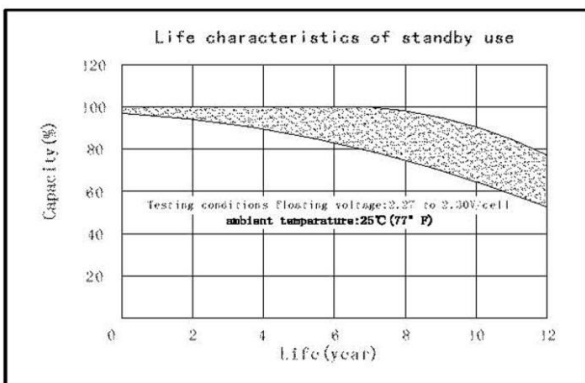
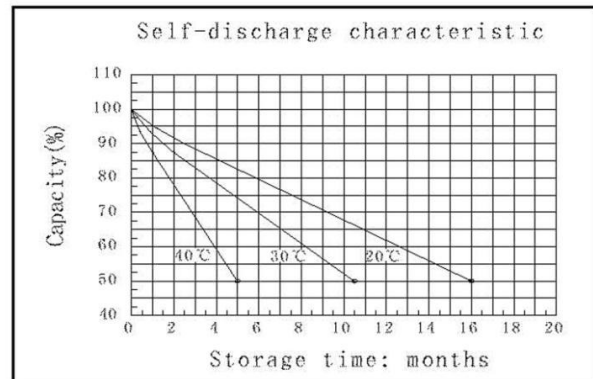
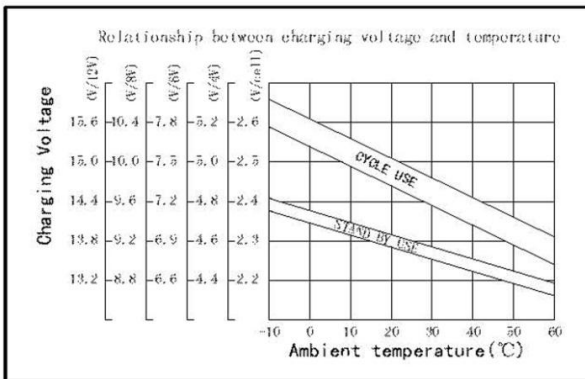
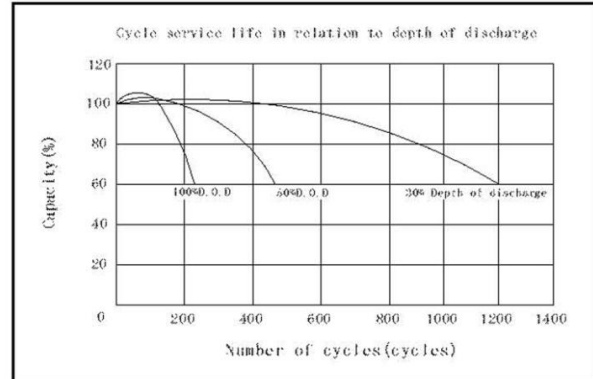
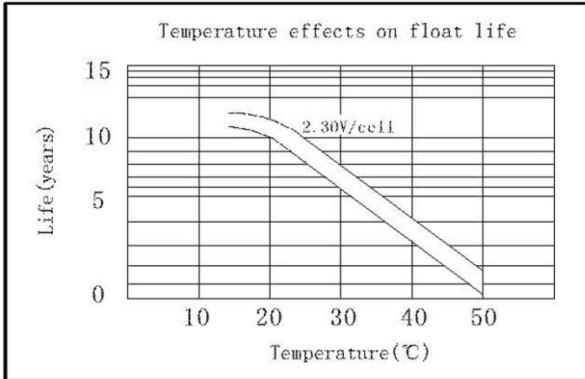
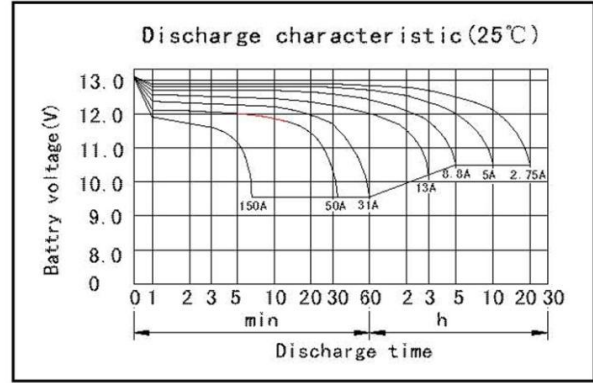
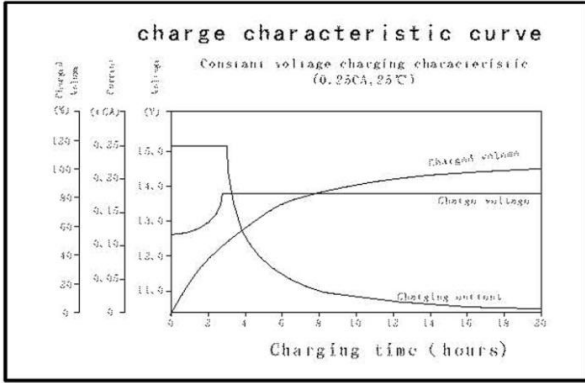


Battery Construction

Component	Positive plate	Negative plate	Container	Cover	Safety valve	Terminal	Separator	Electrolyte
Raw material	Lead dioxide	Lead	ABS	ABS	Rubber	Copper	Fiberglass	Sulfuric acid

Performance Characteristics

Capacity 77°F(25°C)	20 hours rate(2.75A 10.5V)	55Ah
	10 hours rate(5A 10.5V)	50Ah
	5 hours rate(8.8A 10.5V)	44Ah
	1 hour rate(31A 9.6V)	31Ah
Internal Resistance	Full charged battery 77°F(25°C):9mΩ	
Capacity affected by Temperature (20 hour rate)	104°F(40°C)	102%
	77°F(25°C)	100%
	32°F(10°C)	85%
	5°F(-15°C)	65%
Self-Discharge 68°F(20°C)	Capacity after 3 month storage	90%
	Capacity after 6 month storage	80%
	Capacity after 12 month storage	60%
Max discharge current77°F(25°C):650A(5S)		
Charge (Constant Voltage)	Float:13.6 to 13.8V/77°F/(25°C)	
	Cycle:14.5 to 14.9V/77°F/(25°C) Max Current:12.5A	



Discharge Constant Current (Amperes at 77° F 25°C)

End Point Volts/Cell	5min	10min	15min	30min	1h	3h	5h	10h	20h
1.60V	160	115	87.5	56.0	31.0	13.7	9.25	5.25	2.85
1.65V	151	109	83.5	54.1	30.1	13.4	9.15	5.18	2.85
1.70V	142	103	79.5	52.2	29.2	13.0	9.00	5.10	2.80
1.75V	133	96.5	75.0	50.3	28.2	12.6	8.80	5.00	2.75
1.80V	123	90.0	70.0	48.2	27.1	12.1	8.50	4.85	2.70

Discharge Constant Power (watts at 77° F 25°C)

End Point Volts/Cell	5min	10min	15min	30min	45min	1h	2h	3h	5h
1.60V	290	217	176	101	77.6	62.7	37.4	26.5	17.1
1.65V	273	205	161	99.2	76.4	61.2	36.6	25.9	16.9
1.70V	256	194	154	97.4	74.9	59.9	35.9	25.4	16.6
1.75V	238	182	147	95.6	73.3	58.5	34.9	24.8	16.4
1.80V	227	169	140	94.6	71.3	57.0	34.0	24.3	16.3

(Note) The above characteristics data are average values obtained within three charge/discharge cycles not the minimum values.

(Note) The above characteristics data are average values obtained within three charge/discharge cycles not the minimum values.