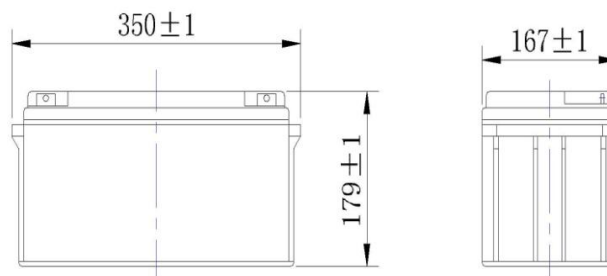


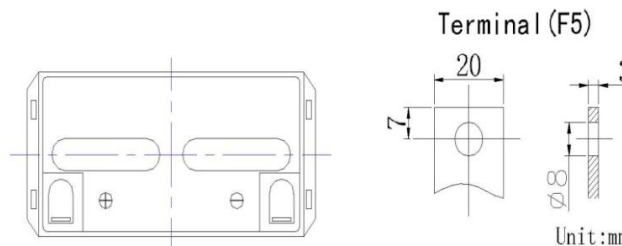
## General Feature

- Absorbent Glass Mat(AGM) technology for efficient gas recombination of up to 99% and freedom from electrolyte maintenance or water adding.
- Not restricted for air transport-complies with IATA/ICAO Special Provision A67.
- UL-recognized component.
- Can be mounted in any orientation.
- Computer designed lead, calcium tin alloy grid for high power density.
- Long service life, float or cyclic applications.
- Maintenance-free operation.
- Low self discharge.



## SPECIFICATION

Nominal voltage	12V
Number of cell	6
Length(mm/inch)	350/13.78
Width(mm/inch)	167/6.57
Height(mm/inch)	179/7.05
Total Height(mm/inch)	179/7.05
Approx.Weight(kg/lbs)	19.6/43.2

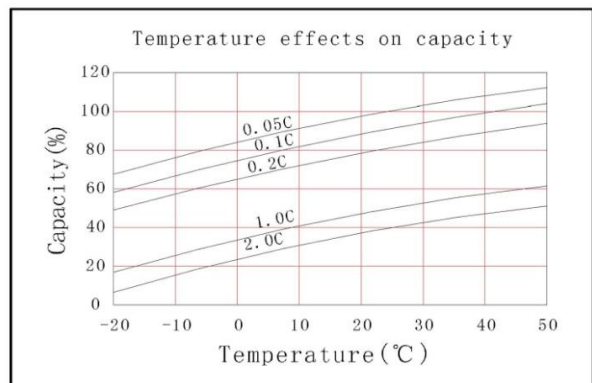
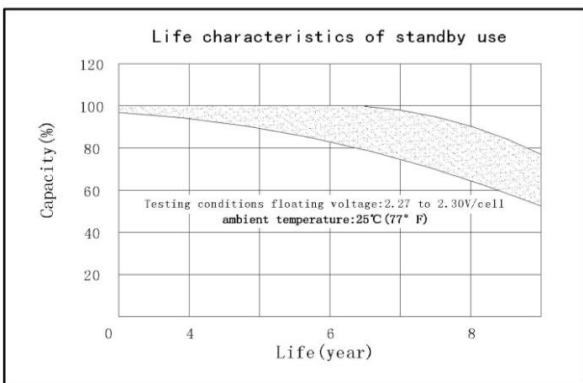
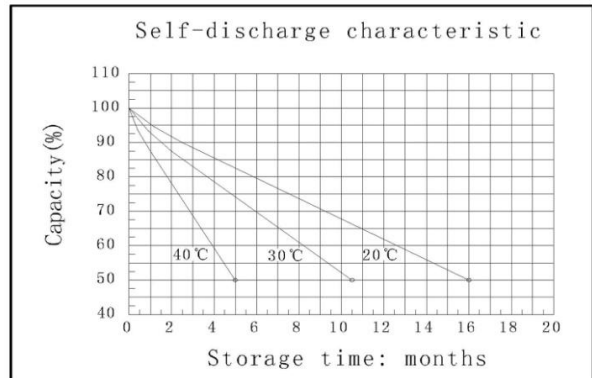
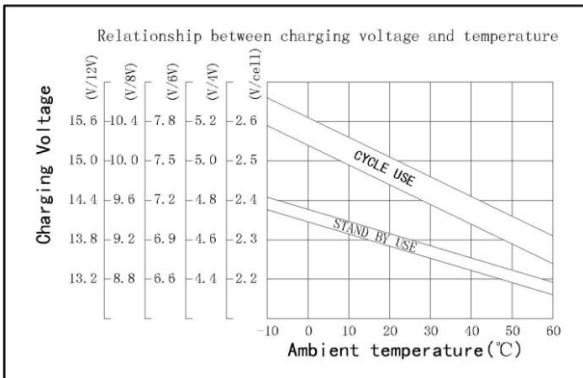
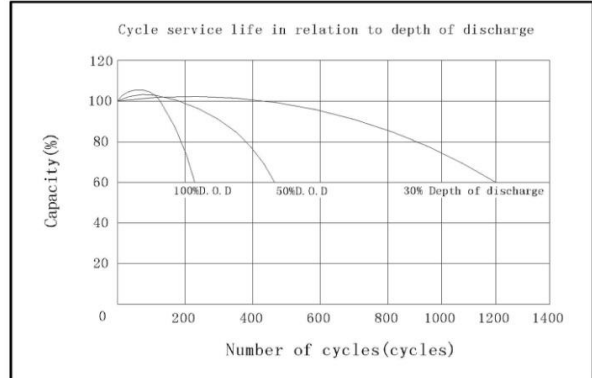
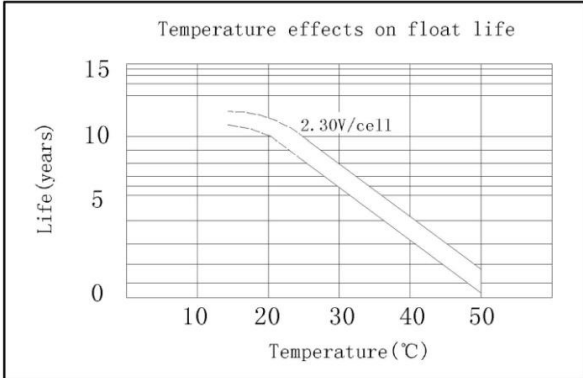
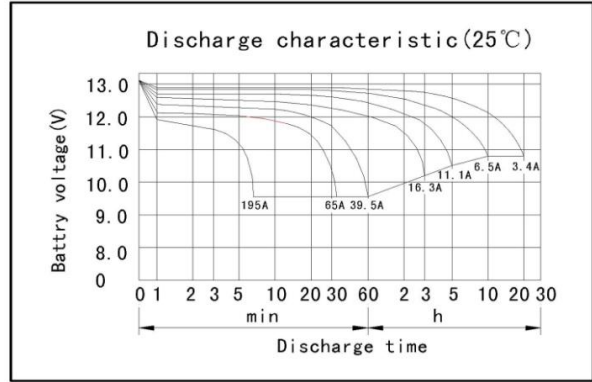
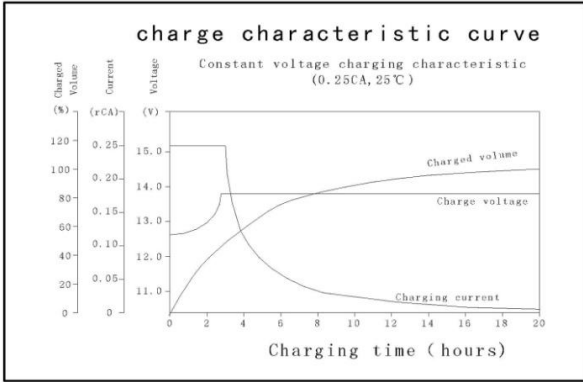


## Battery Construction

Component	Positive plate	Negative plate	Container	Cover	Safety valve	Terminal	Separator	Electrolyte
Raw material	Lead dioxide	Lead	ABS	ABS	Rubber	Copper	Fiberglass	Sulfuric acid

## Performance Characteristics

Capacity 77°F(25°C)	20 hours rate(3.35A 10.8V)	67Ah
	10 hours rate(6.5A 10.8V)	65Ah
	5 hours rate(11.1A 10.5V)	55.5Ah
	1 hour rate(39.5A 9.6V)	39.5Ah
Internal Resistance	Full charged battery 77°F(25°C):8mΩ	
Capacity affected by Temperature (10 hour rate)	104°F(40°C)	102%
	77°F(25°C)	100%
	32°F(10°C)	85%
	5°F(-15°C)	65%
Self-Discharge 68°F(20°C)	Capacity after 3 month storage	90%
	Capacity after 6 month storage	80%
	Capacity after 12 month storage	60%
Max discharge current 77°F(25°C):650A(5S)		
Charge (Constant Voltage)	Float:13.6 to 13.8V/77°F/(25°C)	
	Cycle:14.4 to 14.7V/77°F/(25°C)	
	Max Current:16.3A	



### Discharge Constant Current (Amperes at 77°F 25°C)

End Point Volts/Cell	5min	10min	15min	30min	1h	3h	5h	10h	20h
1.80V	210	153	120	87.5	39.5	16.8	11.7	6.70	3.50
1.85V	200	147	115	85.5	38.3	16.6	11.5	6.70	3.50
1.70V	188	140	109	82.8	36.8	16.3	11.3	6.60	3.45
1.75V	174	131	103	59.8	35.0	16.0	11.1	6.60	3.40
1.80V	161	119	95.7	56.1	32.9	15.6	10.9	6.50	3.35

(Note) The above characteristics data are average values obtained Within three charge/discharge cycles not the minimum values.

### Discharge Constant Power (watts at 77°F 25°C)

End Point Volts/Cell	5min	10min	15min	30min	45min	1h	2h	3h	5h
1.60V	361	268	210	125	96.7	76.7	49.8	34.4	23.0
1.65V	340	253	201	119	92.2	73.4	48.3	33.6	22.6
1.70V	317	237	191	112	87.6	70.1	46.7	32.6	22.1
1.75V	292	220	181	105	82.9	66.6	44.8	31.7	21.7
1.80V	265	201	170	97.6	78.1	63.0	42.9	30.6	21.1

(Note) The above characteristics data are average values obtained Within three charge/discharge cycles not the minimum values.